
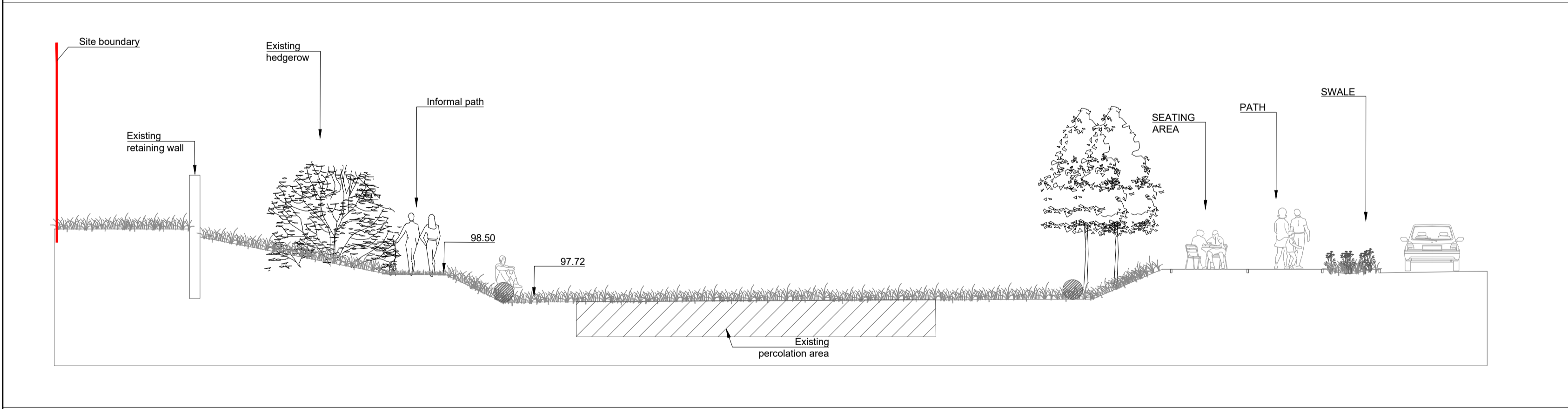


Section AA - 1/100 @A1




Section BB - 1/100 @A1



Section CC - 1/100 @A1



NOTES:
 All dimensions are in millimeters unless otherwise stated and shall be checked and confirmed by the contractor on site. Any discrepancies shall be immediately reported to the landscape architects. Work to figured dimensions only - Do not scale from drawing. Do Not Scale. Use Figured Dimensions Only. Not for Construction Purposes unless Specifically Marked. © This Drawing is Copyright of Mitchell + Associates.
 www.mitchell.ie info@mitchell.ie +353 1 454 5066



REV	DESCRIPTION	DATE	REV	DESCRIPTION	DATE
01	Issue for planning	18/05/2024			

Mitchell + Associates

PROJECT TITLE: Social Housing Bundle 4 & 5	DRAWING NAME: Coolaghknock Glebe Park sections	JOB NUMBER: LSO003	DRAWN: CF
CLIENT: NDA	DRAWING NUMBER: 200	STATUS: PLANNING	CHECKED: FP
			SCALE: 1:100 @ A1